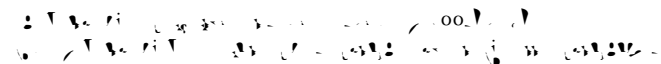
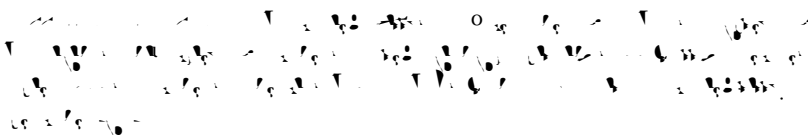


Keywords:   

s individuals in societies around the globe





THE UNIVERSITY OF CHICAGO PRESS
111 EAST 58TH STREET
NEW YORK, N.Y. 10022
1-800-852-4428
WWW.CHICAGO.PRESS.COM









Sample Limited to						
Author	Data Source	Study Design	N	Sample Population	Women Caregivers	Labor Force Participants Caring for Elderly Family
1. U.S. Studies Using the National Long Term Care Survey (NLTC) and Informal Care Survey (ICS)			(n = 10)			

		Sample Limited to								
Author	Data Source	Study Design	N	Sample Population	Women	Caregivers	Participants	Labor Force	Caring for Elderly	Caring for Family

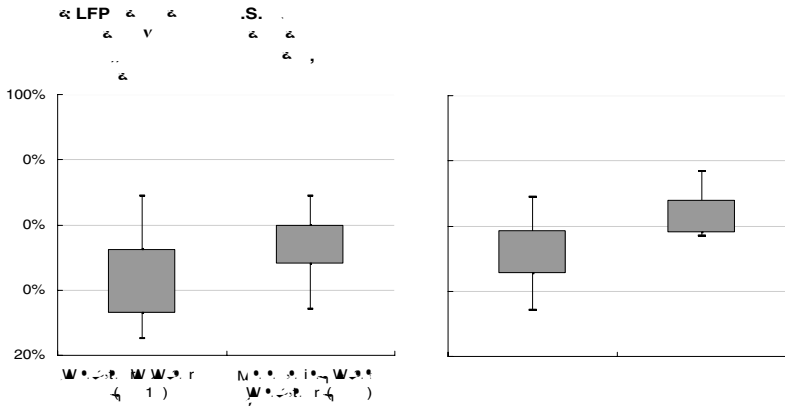
2. U.S. Studies Using the National Survey of Families and Households (NSFH) (n = 4)



Sample Limited to
Labor Caring Caring

Sample Limited to
Labor Force Caring for
Force for





The image displays two systems of musical notation on a page. Each system consists of multiple staves. The notation is highly detailed, featuring a variety of note heads, stems, and rests. There are several instances of double bar lines and dynamic markings such as 'p' (piano) and 'f' (forte). The notation is dense and appears to be a transcription of a complex piece, possibly in a non-Western style. The overall appearance is that of a page from a musical score or a technical manual.

		***		***	
1		1.0000	0.0000	0.0000	0.0000
		0.0000	1.0000	0.0000	0.0000
2		0.0000	0.0000	1.0000	0.0000
		0.0000	0.0000	0.0000	1.0000
3		0.0000	0.0000	0.0000	0.0000
		0.0000	0.0000	0.0000	0.0000
4		0.0000	0.0000	0.0000	0.0000
		0.0000	0.0000	0.0000	0.0000
5		0.0000	0.0000	0.0000	0.0000
		0.0000	0.0000	0.0000	0.0000
6		0.0000	0.0000	0.0000	0.0000
		0.0000	0.0000	0.0000	0.0000
7		0.0000	0.0000	0.0000	0.0000
		0.0000	0.0000	0.0000	0.0000
8		0.0000	0.0000	0.0000	0.0000
		0.0000	0.0000	0.0000	0.0000
9		0.0000	0.0000	0.0000	0.0000
		0.0000	0.0000	0.0000	0.0000







- [The 2013-2014 season](#)
- [The 2014-2015 season](#)
- [The 2015-2016 season](#)
- [The 2016-2017 season](#)
- [The 2017-2018 season](#)
- [The 2018-2019 season](#)
- [The 2019-2020 season](#)
- [The 2020-2021 season](#)
- [The 2021-2022 season](#)
- [The 2022-2023 season](#)
- [The 2023-2024 season](#)
- [The 2024-2025 season](#)
- [The 2025-2026 season](#)
- [The 2026-2027 season](#)
- [The 2027-2028 season](#)
- [The 2028-2029 season](#)
- [The 2029-2030 season](#)
- [The 2030-2031 season](#)
- [The 2031-2032 season](#)
- [The 2032-2033 season](#)
- [The 2033-2034 season](#)
- [The 2034-2035 season](#)
- [The 2035-2036 season](#)
- [The 2036-2037 season](#)
- [The 2037-2038 season](#)
- [The 2038-2039 season](#)
- [The 2039-2040 season](#)
- [The 2040-2041 season](#)
- [The 2041-2042 season](#)
- [The 2042-2043 season](#)
- [The 2043-2044 season](#)
- [The 2044-2045 season](#)
- [The 2045-2046 season](#)
- [The 2046-2047 season](#)
- [The 2047-2048 season](#)
- [The 2048-2049 season](#)
- [The 2049-2050 season](#)
- [The 2050-2051 season](#)
- [The 2051-2052 season](#)
- [The 2052-2053 season](#)
- [The 2053-2054 season](#)
- [The 2054-2055 season](#)
- [The 2055-2056 season](#)
- [The 2056-2057 season](#)
- [The 2057-2058 season](#)
- [The 2058-2059 season](#)
- [The 2059-2060 season](#)
- [The 2060-2061 season](#)
- [The 2061-2062 season](#)
- [The 2062-2063 season](#)
- [The 2063-2064 season](#)
- [The 2064-2065 season](#)
- [The 2065-2066 season](#)
- [The 2066-2067 season](#)
- [The 2067-2068 season](#)
- [The 2068-2069 season](#)
- [The 2069-2070 season](#)
- [The 2070-2071 season](#)
- [The 2071-2072 season](#)
- [The 2072-2073 season](#)
- [The 2073-2074 season](#)
- [The 2074-2075 season](#)
- [The 2075-2076 season](#)
- [The 2076-2077 season](#)
- [The 2077-2078 season](#)
- [The 2078-2079 season](#)
- [The 2079-2080 season](#)
- [The 2080-2081 season](#)
- [The 2081-2082 season](#)
- [The 2082-2083 season](#)
- [The 2083-2084 season](#)
- [The 2084-2085 season](#)
- [The 2085-2086 season](#)
- [The 2086-2087 season](#)
- [The 2087-2088 season](#)
- [The 2088-2089 season](#)
- [The 2089-2090 season](#)
- [The 2090-2091 season](#)
- [The 2091-2092 season](#)
- [The 2092-2093 season](#)
- [The 2093-2094 season](#)
- [The 2094-2095 season](#)
- [The 2095-2096 season](#)
- [The 2096-2097 season](#)
- [The 2097-2098 season](#)
- [The 2098-2099 season](#)
- [The 2099-2100 season](#)

Handwritten notes and diagrams, including mathematical symbols like \leq and \approx , and various scribbles.











...

...

1870 1871 1872 1873 1874 1875 1876 1877 1878 1879 1880

1881 1882 1883 1884 1885 1886 1887 1888 1889 1890 1891 1892 1893 1894 1895 1896 1897 1898 1899 1900

Handwritten text, likely bleed-through from the reverse side of the page. The text is extremely faint and illegible, appearing as scattered dark specks and short horizontal dashes across the upper portion of the page.





一、 $\frac{1}{x} = x^{-1}$ ， $\frac{d}{dx} x^{-1} = -x^{-2} = -\frac{1}{x^2}$ 。

二、 $\frac{1}{x^2} = x^{-2}$ ， $\frac{d}{dx} x^{-2} = -2x^{-3} = -\frac{2}{x^3}$ 。

三、 $\frac{1}{x^3} = x^{-3}$ ， $\frac{d}{dx} x^{-3} = -3x^{-4} = -\frac{3}{x^4}$ 。

四、 $\frac{1}{x^4} = x^{-4}$ ， $\frac{d}{dx} x^{-4} = -4x^{-5} = -\frac{4}{x^5}$ 。

五、 $\frac{1}{x^5} = x^{-5}$ ， $\frac{d}{dx} x^{-5} = -5x^{-6} = -\frac{5}{x^6}$ 。

六、 $\frac{1}{x^6} = x^{-6}$ ， $\frac{d}{dx} x^{-6} = -6x^{-7} = -\frac{6}{x^7}$ 。

七、 $\frac{1}{x^7} = x^{-7}$ ， $\frac{d}{dx} x^{-7} = -7x^{-8} = -\frac{7}{x^8}$ 。

八、 $\frac{1}{x^8} = x^{-8}$ ， $\frac{d}{dx} x^{-8} = -8x^{-9} = -\frac{8}{x^9}$ 。

九、 $\frac{1}{x^9} = x^{-9}$ ， $\frac{d}{dx} x^{-9} = -9x^{-10} = -\frac{9}{x^{10}}$ 。

十、 $\frac{1}{x^{10}} = x^{-10}$ ， $\frac{d}{dx} x^{-10} = -10x^{-11} = -\frac{10}{x^{11}}$ 。

十一、 $\frac{1}{x^{11}} = x^{-11}$ ， $\frac{d}{dx} x^{-11} = -11x^{-12} = -\frac{11}{x^{12}}$ 。

十二、 $\frac{1}{x^{12}} = x^{-12}$ ， $\frac{d}{dx} x^{-12} = -12x^{-13} = -\frac{12}{x^{13}}$ 。

十三、 $\frac{1}{x^{13}} = x^{-13}$ ， $\frac{d}{dx} x^{-13} = -13x^{-14} = -\frac{13}{x^{14}}$ 。

十四、 $\frac{1}{x^{14}} = x^{-14}$ ， $\frac{d}{dx} x^{-14} = -14x^{-15} = -\frac{14}{x^{15}}$ 。

十五、 $\frac{1}{x^{15}} = x^{-15}$ ， $\frac{d}{dx} x^{-15} = -15x^{-16} = -\frac{15}{x^{16}}$ 。

十六、 $\frac{1}{x^{16}} = x^{-16}$ ， $\frac{d}{dx} x^{-16} = -16x^{-17} = -\frac{16}{x^{17}}$ 。

十七、 $\frac{1}{x^{17}} = x^{-17}$ ， $\frac{d}{dx} x^{-17} = -17x^{-18} = -\frac{17}{x^{18}}$ 。

十八、 $\frac{1}{x^{18}} = x^{-18}$ ， $\frac{d}{dx} x^{-18} = -18x^{-19} = -\frac{18}{x^{19}}$ 。

十九、 $\frac{1}{x^{19}} = x^{-19}$ ， $\frac{d}{dx} x^{-19} = -19x^{-20} = -\frac{19}{x^{20}}$ 。

二十、 $\frac{1}{x^{20}} = x^{-20}$ ， $\frac{d}{dx} x^{-20} = -20x^{-21} = -\frac{20}{x^{21}}$ 。




Figure 1. Relationship between the number of species (S) and the number of individuals (N) for 1000 random samples. The fitted curve and the shaded area represent the confidence interval.

of the number of species (S) and the number of individuals (N) for 1000 random samples. The fitted curve and the shaded area represent the confidence interval.

of the number of species (S) and the number of individuals (N) for 1000 random samples. The fitted curve and the shaded area represent the confidence interval.

of the number of species (S) and the number of individuals (N) for 1000 random samples. The fitted curve and the shaded area represent the confidence interval.

of the number of species (S) and the number of individuals (N) for 1000 random samples. The fitted curve and the shaded area represent the confidence interval.

of the number of species (S) and the number of individuals (N) for 1000 random samples. The fitted curve and the shaded area represent the confidence interval.

of the number of species (S) and the number of individuals (N) for 1000 random samples. The fitted curve and the shaded area represent the confidence interval.

of the number of species (S) and the number of individuals (N) for 1000 random samples. The fitted curve and the shaded area represent the confidence interval.

of the number of species (S) and the number of individuals (N) for 1000 random samples. The fitted curve and the shaded area represent the confidence interval.


of the number of species (S) and the number of individuals (N) for 1000 random samples. The fitted curve and the shaded area represent the confidence interval.





Handwritten musical score for a piece titled "L'Espresso" by "L. Esposito". The score is written on ten systems of five-line staves. It features a complex rhythmic structure with frequent rests, slurs, and dynamic markings such as "p" (piano) and "f" (forte). The notation includes various note values, rests, and articulation marks. The piece concludes with a double bar line and a fermata over the final note.

This page contains a complex arrangement of musical notation, likely a score for a large ensemble or orchestra. It features approximately 12 staves of music. The notation includes various note values, rests, and dynamic markings. Several staves begin with a 'T' symbol, possibly indicating a specific instrument or section. There are also instances of 'G' and 'O' markings, which could be part of the score's instructions or performance directions. The overall appearance is that of a dense and detailed musical manuscript.



This page contains a complex arrangement of musical notation, likely for a large ensemble or orchestra. It features approximately 18 staves of music. The notation includes a variety of note values, rests, and dynamic markings. A prominent feature is the use of the letter 'G' in several places, which may indicate a specific instrument or a section of the score. The notation is dense and spans the width of the page, with some notes extending across multiple staves. The overall appearance is that of a detailed musical score page.



Figure 1. Evolution of the mean number of particles per site, $\langle n_i \rangle$, over time, t , for different values of K and N .