



Registration Status Report

Spring 2020 (Term 1201)

Prepared by
Liny Chan, Associate Director
January 28, 2020

Registration Status Report -- Spring 2020

Table 1 - Undergraduate Headcount, Actual vs Senate Target/Projected

Basis of Admission	Actual	Target/ Projected	%Chg from Target/Proj	Actual	Target/ Projected	%Chg from Target/Proj
New Students		<i>Senate Target</i>			<i>Senate Target</i>	
Domestic						
Secondary	153	155	-1.3%	109	160	-31.9%
Post-secondary	404	514	-21.4%	458	419	9.3%
Other	75	97	-22.7%	107	77	39.0%
Total (excluding International)	632	766	-17.5%	674	656	2.7%
Total International	477	409	16.6%	506	399	26.8%
Total New	1,109	1,175	-5.6%	1,180	1,055	11.8%
Exchange Students	132	<i>Projected</i> 139		137	<i>Projected</i> 132	
Continuing Students		<i>Projected</i>			<i>Projected</i>	
Domestic						
Secondary	13,918			13,691		
Postsecondary	3,873			3,742		
Other	842			730		
Total (excluding International)	18,633	18,959	-1.7%	18,163	19,018	-4.5%
Total International	4,664	4,139	12.7%	4,672	4,571	2.2%
Total Continuing	23,297	23,098	0.9%	22,835	23,589	-3.2%
Total University	24,538	24,412	0.5%	24,152	24,776	-2.5%

Notes:

- a) Exchange students are those students whose home institutions have formal exchange agreements with SFU. These students may pay tuition at SFU or at their home institution, depending on the agreement. (BOA = EXCH, SABRO).
- b) Domestic refers to permanent residents, refugees and Open/Dominion or visitor visas. Spring 2019 (1191)

Registration Status Report -- Spring 2020

Table 3 - New BC College Transfers by Previous Institution Attended

Previous Institution Attended	Spring 2019	Spring 2020	%Chg
Fraser International College	431	464	7.7%
Douglas College	148	174	17.6%
Langara College	71	85	19.7%
Kwantlen Polytechnic Univ	69	73	5.8%
Capilano University	31	32	3.2%
University of Fraser Valley	18	17	-5.6%
Vancouver Community College	4	11	-
Columbia College	5	8	-
Coquitlam College	2	8	-
Alexander College	6	7	-
Camosun College	-	4	-
Corpus Christi College	1	3	-
College of New Caledonia	-	1	-
North Island College	-	1	-
Northern Lights College	1	1	-
Okanagan College	1	1	-
Thompson Rivers University	2	1	-
Vancouver Island University	-	1	-
Yukon College	-	1	-
Native Education College	1	-	-
Trinity Western University	1	-	-
Total New B.C. College Transfers	792	893	12.8%





Notes:

- a) Institution with maximum transfer credits is reported.
- b) Percent change not shown for headcounts less than 10.

Registration Status Report -- Spring 2020

Table 4 - Students by Year Level

	Year 1	Year 2	Year 3	Year 4	Year 4+	Total
New Students						
B.C. 12 Direct Entry	62	1	-	-	-	63



Registration Status Report -- Spring 2020

Table 5 - Students by Location of Courses Taken (Spring 2020)

Course Campus	Headcount			% Distribution		
	New	Continuing	Total	New	Continuing	Total
Burnaby	758	13,833	14,591	64%	60%	60%
Burnaby/Surrey	195	2,673	2,868	17%	12%	12%
Surrey	84	1,902	1,986	7%	8%	8%
Burnaby/Vancouver	72	1,482	1,554	6%	6%	6%
Coop	-	1,038	1,038	0%	5%	4%
Vancouver	21	531	552	2%	2%	2%
Other	3	410	413	0%	2%	2%
Distance Education Only	19	390	409	2%	2%	2%
Off-site	9	222	231	1%	1%	1%
Vancouver/Surrey	11	210	221	1%	1%	1%
Burnaby/Vancouver/Surrey	4	142	146	0%	1%	1%
Exchange	4	139	143	0%	1%	1%
Total	1,180	22,972	24,152	100%	100%	100%

Notes:

- a) Other includes students taking a course at one of the 3 campuses in addition to a coop course or an off-site course.
- b) Students taking both distance education courses and courses at a campus are categorized under the campus of the non distance education course. Eg. 'Burnaby' includes (1) students taking courses only at the Burnaby campus and (2) students taking both Burnaby and distance education courses.

Registration Status Report -- Spring 2020 -- NOTES

Admission Category	Includes
BC12, Direct	BC12, BCIB students who enter SFU within one year of high school graduation.
BC12, Non-Direct	BC12, BCIB students who enter SFU with more than 1 elapsed year since high school graduation.
BC College Transfer	BC College transfers and Associate degree students from a B.C. college/teaching university.
University Transfer	University transfers.
Degree Holders	Students with a degree.
Mature	Mature A (no post-secondary courses). Mature B (some post-secondary courses ie 1-23 hours of transfer credit).