



**INSTITUTIONAL RESEARCH  
AND PLANNING**

## **Registration Status Report**

Fall 2019 (Term 1197)

Prepared by  
Liny Chan, Associate Director  
September 25, 2019



## Registration Status Report -- Fall 2019


**Table 1 - Undergraduate Headcount, Actual vs Senate Target/Projected**

Basis of Admission	Fall 2018 (1187)			Fall 2019 (1197)		
	Actual	Target/ Projected	%Chg from Target/Proj	Actual	Target/ Projected	%Chg from Target/Proj
<b>New Students</b>		<i>Senate Target</i>			<i>Senate Target</i>	
Domestic						
Secondary	3,152	3,289	-4.2%	2,761	3,383	-18.4%
Post-secondary	668	652	2.5%	633	711	-11.0%
Other	390	472	-17.4%	304	319	-4.7%
Total (excluding International)	4,210	4,413	-4.6%	3,698	4,413	-16.2%
Total International	814	581	40.1%	710	649	9.4%
<b>Total New</b>	<b>5,024</b>	<b>4,994</b>	<b>0.6%</b>	<b>4,408</b>	<b>5,062</b>	<b>-12.9%</b>
Irregular Admissions	0	<i>Projected</i> 0		0	<i>Projected</i> 0	
Exchange Students	165	143		187	165	
<b>Continuing Students</b>		<i>Projected</i>			<i>Projected</i>	
Domestic						
Secondary	11,847			12,034		
Postsecondary	3,668			3,659		
Other	690			709		
Total (excluding International)	16,205	16,491	-1.7%	16,402	16,455	-0.3%

students may pay tuition at SFU or at their home institution, depending on the agreement. (BOA = EXCH, SABRO).

b) Domestic refers to permanent residents, refugees and Canadian citizens. International refers to students on student, diplomatic, minister or visitor visas.





## Registration Status Report -- Fall 2019

**Table 3 - New BC College Transfers by Previous Institution Attended**

Previous Institution Attended	Fall 2018	Fall 2019	%Chg
Fraser International College	392	429	9.4%
Douglas College	182	193	6.0%
Langara College	121	105	-13.2%
Kwantlen Polytechnic Univ	81	90	11.1%
Capilano University	75	45	-40.0%
University of Fraser Valley	34	27	-20.6%
Coquitlam College	15	19	26.7%
Vancouver Community College	6	15	-
Columbia College	11	12	9.1%
Camosun College	10	11	10.0%
Thompson Rivers University	11	10	-9.1%
Okanagan College	7	8	-
Alexander College	18	7	-
College of New Caledonia	5	3	-
Corpus Christi College	3	3	-
Nicola Valley Inst of Tech	4	3	-
North Island College	2	3	-
Vancouver Island University	5	3	-
Coast Mountain College	-	1	-
Selkirk College	3	1	-
College of the Rockies	1	-	-
Northern Lights College	1	-	-
Yukon College	1	-	-
<b>Total New B.C. College Transfers</b>	<b>988</b>	<b>988</b>	<b>0.0%</b>

Notes:

- a) Institution with maximum transfer credits is reported.
- b) Percent change not shown for headcounts less than 10.
- c) Northwest Community College changed its name to Coast Mountain College effective June 18, 2018.



## Registration Status Report -- Fall 2019

**Table 4 - Students by Year Level**

	Year 1	Year 2	Year 3	Year 4	Year 4+	Total
<b>New Students</b>						
B.C. 12 Direct Entry	2,405	6	0	0	0	2,411
B.C. College Transfer	77	735	171	4	1	988
B.C. 12 Non-direct Entry	182	65	0	0	0	247
University Transfer	25	43	16	10	0	94
Degree Holder	17	0	24	162	0	203
Mature	5	0	1	0	0	6
Non B.C. Grade 12	248	52	0	0	0	300
Other	108	27	20	4	0	159
<b>New Fall 2019</b>	<b>3,067</b>	<b>928</b>	<b>232</b>	<b>180</b>	<b>1</b>	<b>4,408</b>
<b>New Fall 2018</b>	<b>3,603</b>	<b>956</b>	<b>248</b>	<b>215</b>	<b>2</b>	<b>5,024</b>
% Change	-14.9%	-2.9%	-6.5%	-16.3%	-	-12.3%

Exchange Fall 2019	185	-	-	2	-	187
Exchange Fall 2018	163	-	-	2	-	165
% Change	13.5%	-	-	-	-	13.3%

### Continuing Students

Last semester registered						
Summer 2019	1,155	3,295	4,263	4,685	1,520	14,918
Spring 2019	1,082	1,339	1,420	1,108	277	5,226
Fall 2018	63	74	58	95	36	326
<b>Continuing Fall 2019</b>	<b>2,300</b>	<b>4,708</b>	<b>5,741</b>	<b>5,888</b>	<b>1,833</b>	<b>20,470</b>
<b>Continuing Fall 2018</b>	<b>2,166</b>	<b>4,623</b>	<b>5,997</b>	<b>5,553</b>	<b>1,736</b>	<b>20,075</b>
% Change	6.2%	1.8%	-4.3%	6.0%	5.6%	2.0%

Re-Reg/Re-Admit Fall 2019	92	49	55	136	28	360
Re-Reg/Re-Admit Fall 2018	90	38	75	150	32	385
% Change	2.2%	28.9%	-26.7%	-9.3%	-12.5%	-6.5%

<b>University Total Fall 2019</b>	<b>5,644</b>	<b>5,685</b>	<b>6,028</b>	<b>6,206</b>	<b>1,862</b>	<b>25,425</b>
<b>University Total Fall 2018</b>	<b>6,022</b>	<b>5,617</b>	<b>6,320</b>	<b>5,920</b>	<b>1,770</b>	<b>25,649</b>
% Change	-6.3%	1.2%	-4.6%	4.8%	5.2%	-0.9%

### Notes:

- For students admitted to SFU without a degree, and for all students in certificate programs, year level is based on the following credit hours completed: <30, year 1; <60, year 2; <90, year 3; <120, year 4; 120 or more, year 4+.
- For students admitted with a degree or pursuing a diploma, year level is based on the following credit hours completed: <30, year 3; <60, year 4; 60 or more, year 4+.
- All PDP students are defined as year level 4 students.

## Registration Status Report -- Fall 2019

**Table 5 - Students by Location of Courses Taken (Fall 2019)**

Course Campus	New	Continuing	Total	New	Continuing	Total
Burnaby	2,911	12,728	15,639	66%	61%	62%
Burnaby/Surrey	431	2,186	2,617	10%	10%	10%
Surrey	702	1,323	2,025	16%	6%	8%
Burnaby/Vancouver	177	1,756	1,933	4%	8%	8%
Coop		1,020	1,020	0%	5%	4%
Vancouver	86	631	717	2%	3%	3%
Distance Education Only	19	411	430	0%	2%	2%
Vancouver/Surrey	26	204	230	1%	1%	1%
Off-site	28	200	228	1%	1%	1%
Burnaby/Vancouver/Surrey	20	204	224	0%	1%	1%
Other	1	221	222	0%	1%	1%
Exchange	7	133	140	0%	1%	1%
<b>Total</b>	<b>4,408</b>	<b>21,017</b>	<b>25,425</b>	<b>100%</b>	<b>100%</b>	<b>100%</b>

Notes:

- a) Other includes students taking a course at one of the 3 campuses in addition to a coop course or an off-site course.
- b) Sat one of the 3s6erse.

## Registration Status Report -- Fall 2019 -- NOTES

Admission Category	Includes						
BC12, Direct	BC12, BCIB students who enter SFU within one year of high school graduation.						
BC12, Non-Direct	BC12, BCIB students who enter SFU with more than 1 elapsed year since high school graduation.						
BC College Transfer	BC College transfers and Associate degree students from a B.C. college.						
University Transfer	University transfers.						
Degree Holders	Students with a degree.						
Mature	Mature A (no post-secondary courses). Mature B (some post-secondary courses ie 1-23 hours of transfer credit).						
Non BC Grade 12	<table border="0"> <tr> <td data-bbox="467 840 683 871">Canadian Grade 12</td> <td data-bbox="1057 840 1396 871">Foreign Equivalent of Grade 12</td> </tr> <tr> <td data-bbox="467 871 683 903">Canadian Grade 13</td> <td data-bbox="1057 871 1214 903">U.S. Grade 12</td> </tr> <tr> <td data-bbox="467 903 846 926">Foreign Equivalent of Grade 12/13</td> <td data-bbox="1057 903 1357 926">International Baccalaureate</td> </tr> </table>	Canadian Grade 12	Foreign Equivalent of Grade 12	Canadian Grade 13	U.S. Grade 12	Foreign Equivalent of Grade 12/13	International Baccalaureate
Canadian Grade 12	Foreign Equivalent of Grade 12						
Canadian Grade 13	U.S. Grade 12						
Foreign Equivalent of Grade 12/13	International Baccalaureate						